










Matters received and finalised

		2023/24	2024/25	Q1 2025/26
Matters received		2094	2556	651
Cases dealt with		2018	2170	578

Defended matters convictions (target 70%)

		2023/24	2024/25	Q1 2025/26
Defended matters		109	75	15
Defended matters conviction rate		67%	72%	87%

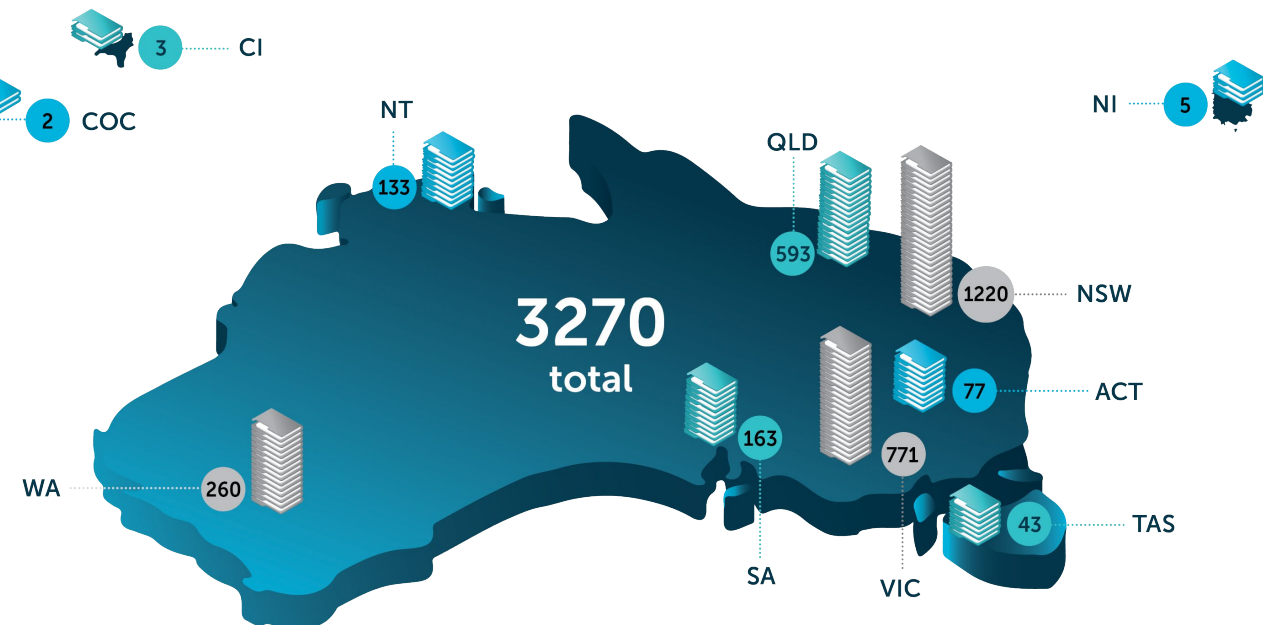
All convictions including guilty pleas (target 90%)

		2023/24	2024/25	Q1 2025/26
Total prosecutions		1449	1648	371
Total convictions		1413	1627	369
Total summary convictions		717	802	199
Total indictable convictions		696	825	170
Overall conviction rate		98%	99%	99.5%

Offences proven in Q1 2025-26



Matters on hand as at 30 September 2025



59 Partner Agencies
with matters on hand

Matters Partner Agency

1287	Australian Federal Police	39.4%
370	New South Wales Police Force	11.3%
292	Victoria Police	8.9%
202	Australian Border Force	6.2%
187	Queensland Police Service	5.7%
165	Services Australia - Centrelink	5.0%
119	ASIC	3.6%
103	ATO	3.2%
545	Other (51)	16.7%

